

Bruch





Kreismodell

Rechteckmodell

Streckenmodell

Grössenmodell

$$\frac{3}{8}$$



Bruch

Kreismodell

Rechteckmodell

Streckenmodell

Grössenmodell

$$\frac{4}{9}$$

