

Bruch





Kreismodell

Rechteckmodell

Streckenmodell

Grössenmodell

$$\frac{5}{6}$$



Bruch

Kreismodell

Rechteckmodell

Streckenmodell

Grössenmodell

$$\frac{2}{7}$$

