

Bruch





Kreismodell

Rechteckmodell

Streckenmodell

Grössenmodell

$$\frac{2}{3}$$



Bruch

Kreismodell

Rechteckmodell

Streckenmodell

Grössenmodell

$$\frac{3}{4}$$

